



REGULAR & EMS PROPERTY TAX LEVIES PUBLIC HEARING 2017 BUDGET

Paula Barry
City of DuPont, Washington

October 25, 2016

DuPont City Council Meeting – Public Hearing



Purpose and Action

- This is an informational briefing on the proposed Regular and EMS Property Tax Levies for the 2017 Budget.
- Opportunity for Public Comment to follow.
- No Council action is required at this time.

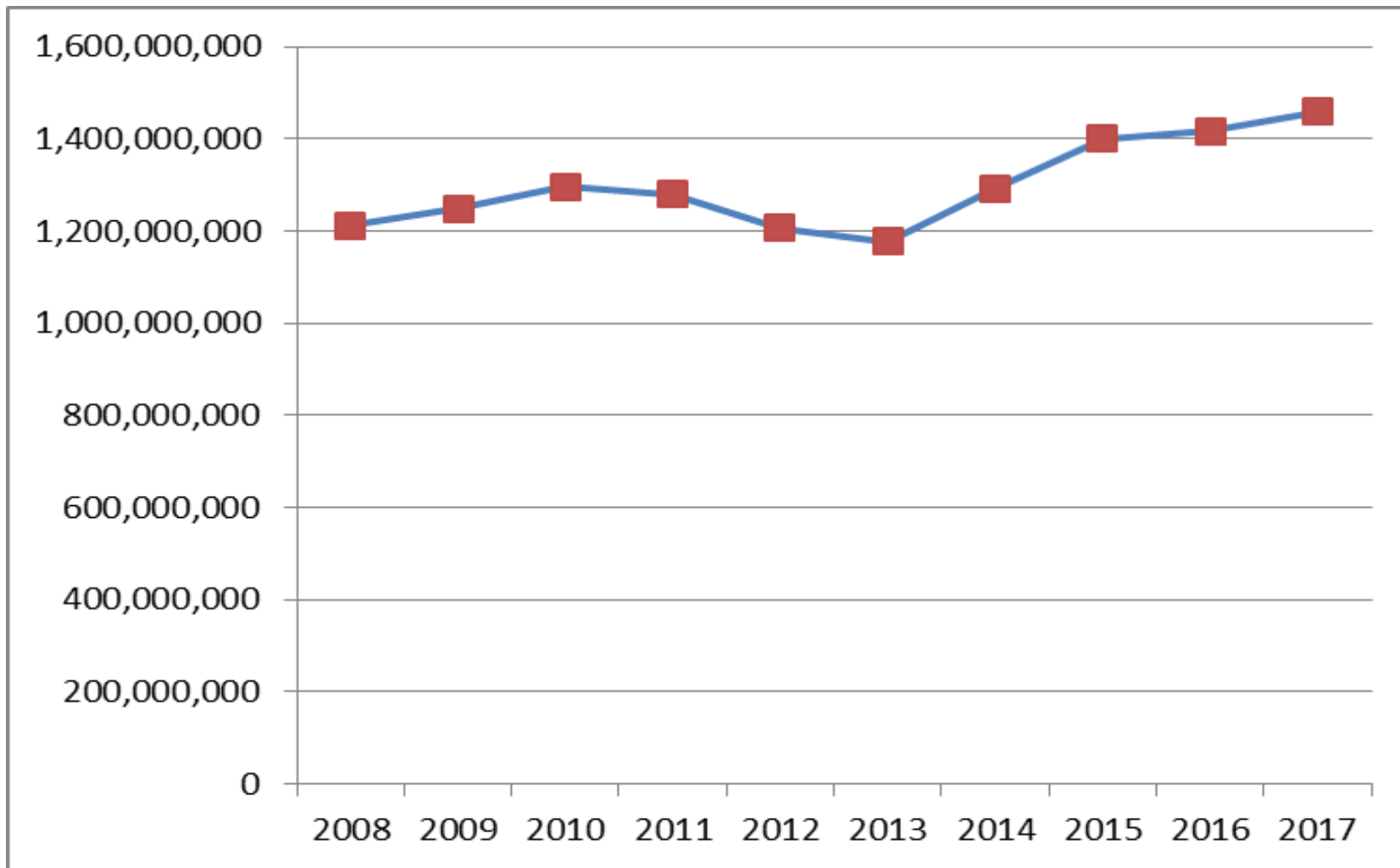


Assessed Valuation

| Levy Year | Assessed Valuation | Levy Rate | Property Tax Levy |
|------------------|---------------------------|------------------|--------------------------|
| 2008 | 1,212,061,693 | 0.9797 | 1,187,503 |
| 2009 | 1,248,683,193 | 1.0158 | 1,268,412 |
| 2010 | 1,295,118,066 | 1.0244 | 1,326,740 |
| 2011 | 1,278,881,240 | 1.0727 | 1,371,863 |
| 2012 | 1,206,369,869 | 1.1652 | 1,405,681 |
| 2013 | 1,176,714,772 | 1.2292 | 1,446,403 |
| 2014 | 1,291,637,605 | 1.2127 | 1,566,413 |
| 2015 | 1,401,029,820 | 1.1658 | 1,633,282 |
| 2016 | 1,417,237,621 | 1.2221 | 1,732,022 |
| 2017 | 1,458,573,639 | 1.1763 | 1,715,649 |



Assessed Valuation





New Construction

- Assessed Value and Regular Property Tax Yield

| Levy Year | New Construction | New Taxes |
|------------------|-------------------------|------------------|
| 2008 | 84,163,054 | 82,458 |
| 2009 | 69,227,520 | 70,321 |
| 2010 | 45,433,628 | 46,543 |
| 2011 | 25,274,987 | 27,113 |
| 2012 | 21,629,002 | 25,202 |
| 2013 | 15,268,541 | 18,768 |
| 2014 | 87,496,463 | 106,110 |
| 2015 | 30,410,657 | 35,452 |
| 2016 | 15,402,950 | 18,824 |
| 2017 | 16,309,692 | 19,184 |

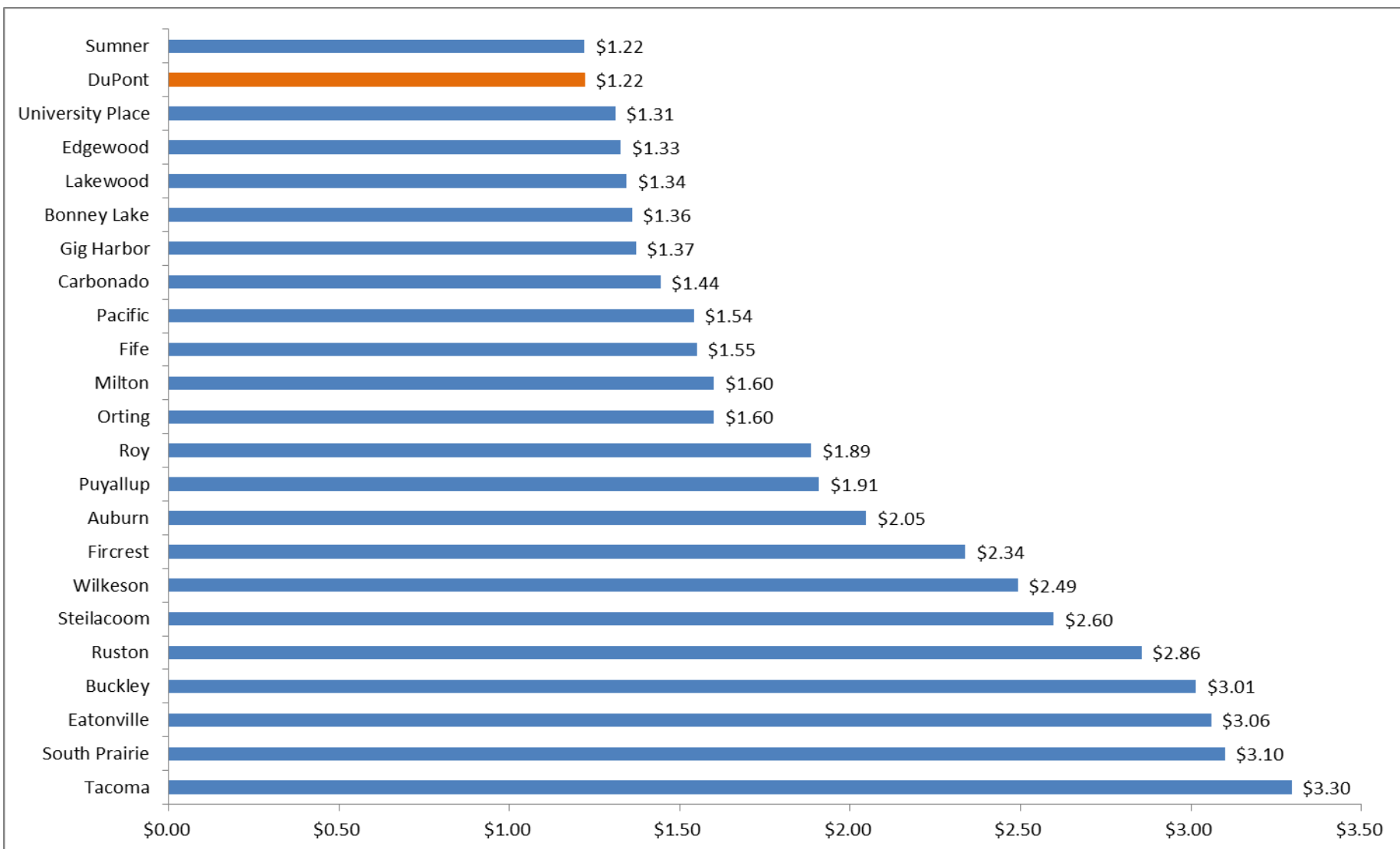


Regular Property Tax Calculation

| Description | Amount |
|---|---------------------------------|
| Prior Year's Actual Levy | \$1,732,022 |
| - Administrative Refunds | <u>(77,284)</u> |
| = Highest Lawful Levy | 1,654,738 |
| + 1% | 16,548 |
| + New Construction @ 2015 Rate | 19,932 |
| + Administrative Refunds | <u>24,431</u> |
| + Total 2017 Regular Levy Amount | \$1,715,649 |
| Levy/Assessed Valuation = Rate | \$1.1763/ \$1,000 Valuation |



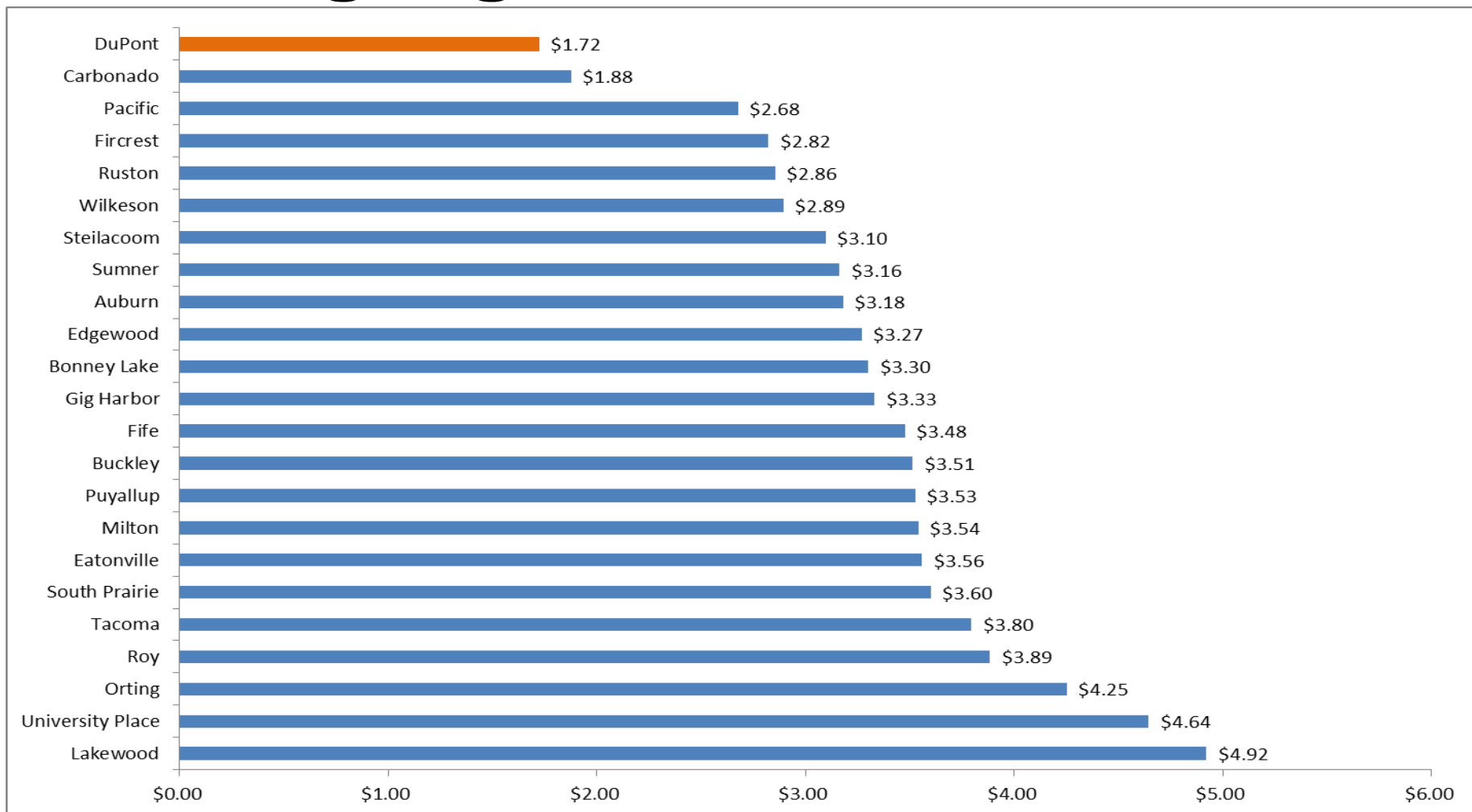
2016 City Property Tax Comparison





2016 City Property Tax Comparison

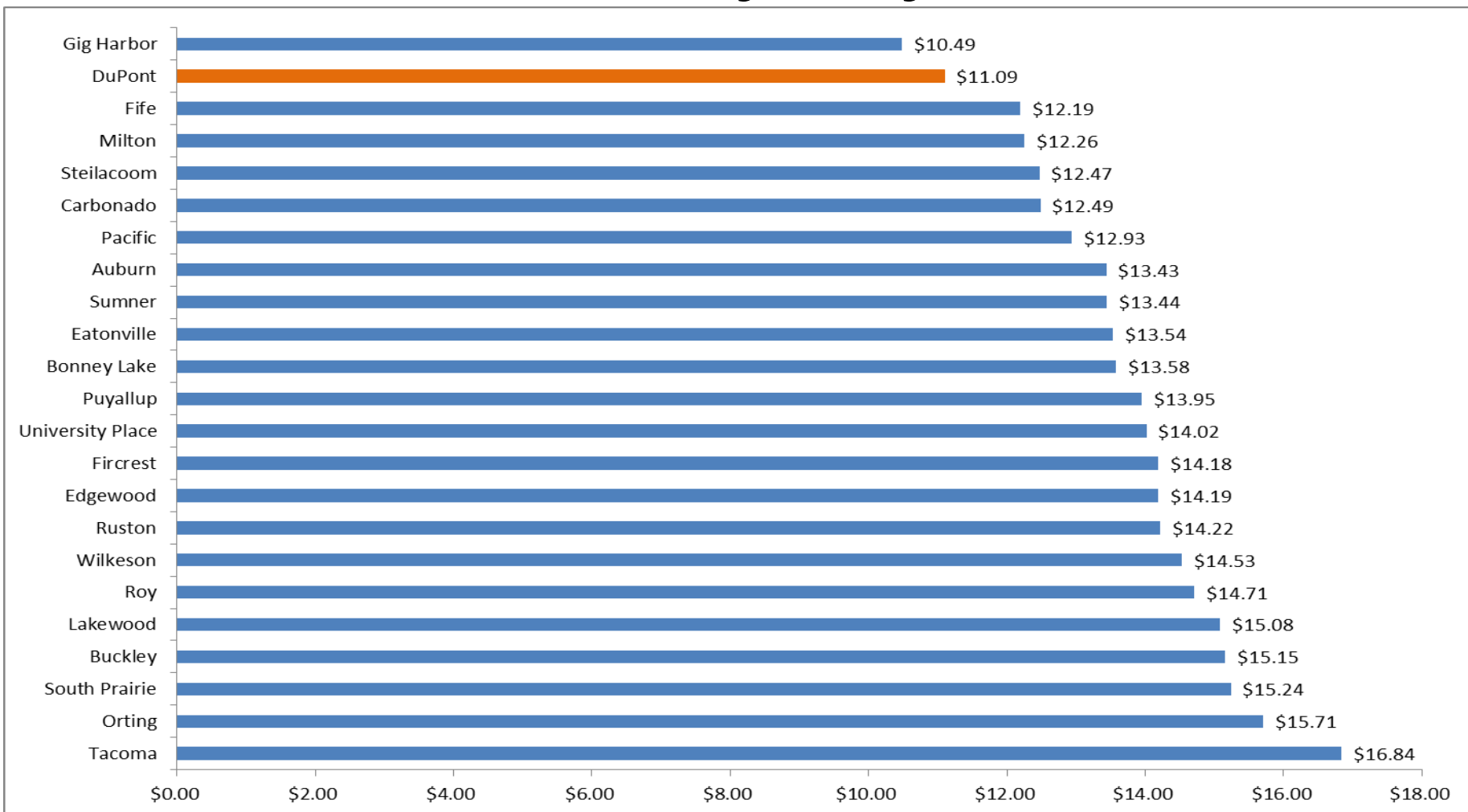
Including Regular, Fire, & EMS





Total 2016 Property Tax Comparison

Includes State, County, City, School, etc.





2017 Property Tax Levies

- Levy Rates:
 - Regular Levy \$1.1763/\$1,000 AV
 - EMS Levy \$0.4857/\$1,000 AV

- Levy Assessment:
 - Regular Levy \$1,715,649
 - EMS Levy \$ 708,474

Annual Property Tax Comparison



| | <u>2016</u> | <u>2017</u> |
|---------|---------------|---------------|
| Regular | \$ 367 | \$ 353 |
| EMS | <u>\$ 150</u> | <u>\$ 146</u> |
| Total | \$ 517 | \$ 499 |

Based on a home assessed at \$300,000



Where Did Your Property Tax Dollar Go in 2016?

Pierce
County
13 cents

DuPont
EMS Levy
4 cents

City of
DuPont
10 cents

Steilacoom School
District
45 cents



Pierce County
Library
4 cents

State of
Washington
21 cents

Port of
Tacoma
2 cents

Flood
Control
1 cent



Public Comments



QUESTIONS?

Paula Barry, Finance Director
253.912.3300 or pbarry@dupontwa.gov

October 25, 2016

DuPont City Council Regular Meeting – Public Hearing